

© 2009 SUSAN L. MULKEY AND KAREN A. KEMP

The purchasing school administrator, coach, or educator is granted permission to use and reproduce the electronic files on the companion CD solely for the purpose of assisting school personnel with implementing the classroom techniques covered in this book. Except as expressly permitted above and under the United States Copyright Act of 1976, neither the CD nor any contents thereon may be used, reproduced, or distributed in any form or by any means, electronic or mechanical, without the prior written permission of the publisher.

Published in the United States by
Pacific Northwest Publishing
2451 Willamette St.
Eugene, Oregon 97405
www.pacificnwpublish.com

12 11 10 09 5 4 3 2 1

ISBN: 978-1-59909-029-0

Cover and book design: Hannah Bontrager
Illustrations: Tom Zillis
Editors: Natalie Conaway and Sara Ferris

Much of the material in this book was originally published in 1995 as *TGIF: But What Will I Do on Monday?* This version has been revised and updated.

TABLE OF CONTENTS

About the Authors i
Acknowledgments ii
Testimonials iii
Questions at a Glance iv

Introduction 1





What Is This Book About? 1
Why a Book on Instructional Interventions? 2
Who Can Use This Book? 3
What Is TGIF? 4
How Can I Use This Book? 6
How Long Should I Spend on Each Component of TGIF? 7
What Are Some Assumptions Underlying TGIF? 8
How Can I Design Instruction According to TGIF? 8
Instructional Organizer (Sample) 10
Instructional Organizer (Blank) 15

Lesson Delivery 21






What is Lesson Delivery? 22
 Active Student Response/Participation 22
 Correcting Student Errors/Appropriate Feedback 24
Strategies to Enhance Lesson Delivery 25
 Six Steps to Increase Opportunities to Respond 26
 Affirming/Echoing Individual Responses 26
 The “Get Ready” Cue 27
 Correcting an Incorrect Answer 28
 Think-Ink-Link-Ink 29
 Effective Acknowledgment/Descriptive Praise 30
 Three-Minute Timed Review 31

Teacher-Directed Instruction 33






T1: What can I do about the students who do not achieve the classroom goals and objectives? 34

<i>Prep Time</i>	<i>Number</i>	<i>Technique</i>	<i>Page</i>	<i>Forms on CD?</i>	<i>Grade Levels</i>	<i>Intervention Type</i>
	T1.1	Essential Questions	34		K-8	Academic—All
	T1.2	Condition Shift	35		K-8	
	T1.3	Proficiency Shift	35		K-8	
	T1.4	Product Shift	36		K-8	
	T1.5	Ticket Out the Door	36		K-8	Academic—All; Behavior—Motivation
	T1.6	What Will I Do? Log	38		3-8	Academic—All
	T1.7	Minimal/Advanced Competencies	39		4-8	







T2: What can I do about the students who do not respond to my instructions? 40

<i>Prep Time</i>	<i>Number</i>	<i>Technique</i>	<i>Page</i>	<i>Forms on CD?</i>	<i>Grade Levels</i>	<i>Intervention Type</i>
	T2.1	Get Ready	40		K-8	Academic—All; Behavior—Motivation
	T2.2	Listening Cues	41		K-6	
	T2.3	You-Me Game	41		K-6	
	T2.4	I Can Say It	41		K-8	
	T2.5	Following Instructions	42		K-8	
	T2.6	Buddy Nose (Knows)	43		K-6	
	T2.7	Behavior Bingo	43		3-8	
	T2.8	Yes/No Game	44		3-8	
	T2.9	Tracking Directions	44		3-8	

T3: What can I do about the students who do not participate during my instruction? 46

<i>Prep Time</i>	<i>Number</i>	<i>Technique</i>	<i>Page</i>	<i>Forms on CD?</i>	<i>Grade Levels</i>	<i>Intervention Type</i>
	T3.1	Participation Board	46		K–8	Behavior—Motivation
	T3.2	Participation Buddies	47		K–8	
	T3.3	Participation Jigsaw	48		K–8	
	T3.4	Wild Card Spinner	48		K–8	
	T3.5	Participation Dots	49		K–6	
	T3.6	Mystery Motivators	50		K–8	
	T3.7	Participation Points	50		3–8	

T4: What can I do about the students who disrupt during my instruction? 52

<i>Prep Time</i>	<i>Number</i>	<i>Technique</i>	<i>Page</i>	<i>Forms on CD?</i>	<i>Grade Levels</i>	<i>Intervention Type</i>
	T4.1	Everybody Say	52		K–8	Academic—All
	T4.2	Frequent Questions	53		K–8	
	T4.3	On-Task Chart	53		3–8	Behavior—Motivation
	T4.4	Name's Up Listening Board	54		K–6	
	T4.5	Following Instructions	54		K–8	Behavior—Social
	T4.6	Keeping the Numbers Low	55		K–8	Behavior—Motivation
	T4.7	Getting the Teacher's Attention	55		K–8	Behavior—Social
	T4.8	Responsibility Roles	56		K–8	
	T4.9	Countoon	57		K–8	Behavior—Motivation

Icons



= Little preparation time






= Reproducible Form on CD







= More preparation (time and/or materials)



T5: What can I do about the students who forget information that I presented yesterday, or a few hours ago? 58

<i>Prep Time</i>	<i>Number</i>	<i>Technique</i>	<i>Page</i>	<i>Forms on CD?</i>	<i>Grade Levels</i>	<i>Intervention Type</i>
	T5.1	Highlighting	58		4–8	Academic—All
	T5.2	Recycling	59		K–8	
	T5.3	Mnemonics	59		K–8	
	T5.4	Note Stacks	60		3–8	
	T5.5	Memory Log	61		3–8	
	T5.6	Study Guides (Standard)	62		4–8	
	T5.7	Graphic Organizers (Top Down)	63		K–8	



T6: What can I do about the students who fail to see the relevance of my instruction? 64

<i>Prep Time</i>	<i>Number</i>	<i>Technique</i>	<i>Page</i>	<i>Forms on CD?</i>	<i>Grade Levels</i>	<i>Intervention Type</i>
	T6.1	Rationale Questions	64		K–8	Academic—All
	T6.2	Think and Say Why	64		K–8	
	T6.3	Share Your Reasons	65		K–8	
	T6.4	What, Where/When, and Why Strategy	65		4–8	
	T6.5	Futures Map	67		4–8	



T7: What can I do about the students who, following my instruction, do not understand or misgeneralize the concept? . . . 68

<i>Prep Time</i>	<i>Number</i>	<i>Technique</i>	<i>Page</i>	<i>Forms on CD?</i>	<i>Grade Levels</i>	<i>Intervention Type</i>
	T7.1	Positive and Negative Examples	68		K–8	Academic—All
	T7.2	Strategies and Rules	71		K–8	Academic—All
	T7.3	Corrective Feedback	72		K–8	Behavior—Social
	T7.4	Concept Angles	73		K–8	Academic—All
	T7.5	Plus, Minus, Interesting (PMI)	73		K–8	
	T7.6	I Question That!	74		3–8	
	T7.7	Know/Want to Know/Learned (KWL)	74		K–8	
	T7.8	Learning Logs	75		3–8	
	T7.9	Study Guides (Margins)	76		3–8	
	T7.10	Graphic Organizers (Sequence)	77		3–8	
	T7.11	Attribute Maps	78		3–8	






T8: What can I do about the students who do not volunteer during my instruction? 80

<i>Prep Time</i>	<i>Number</i>	<i>Technique</i>	<i>Page</i>	<i>Forms on CD?</i>	<i>Grade Levels</i>	<i>Intervention Type</i>
	T8.1	Group/Individual Questioning	80		K–8	Academic—All
	T8.2	Responses Without Talking	80		K–8	
	T8.3	I Am Ready	81		K–8	
	T8.4	Please Come Back	81		K–8	
	T8.5	Name’s Up Volunteer Board	81		K–6	
	T8.6	Heads Together	82		K–8	
	T8.7	Folded Corners	83		K–8	
	T8.8	Draw-a-Name	83		K–8	




T9: What can I do about the students who make hesitant responses or frequent errors during my instruction? 84

<i>Prep Time</i>	<i>Number</i>	<i>Technique</i>	<i>Page</i>	<i>Forms on CD?</i>	<i>Grade Levels</i>	<i>Intervention Type</i>
	T9.1	Think About That	84		K–8	Academic—All
	T9.2	All Talk Together	84		K–8	
	T9.3	Think, Pair, Share	85		K–8	
	T9.4	Formulate, Share, Listen, Create	85		3–8	
	T9.5	Prompts	85		K–8	
	T9.6	Prequestioning	86		K–8	
	T9.7	Please Come Back	86		K–8	
	T9.8	Rapid-Fire Questions	86		K–8	
	T9.9	Think and Say Ideas	87		K–8	
	T9.10	Up the Numbers	87		K–8	Behavior—Motivation
	T9.11	Corrective Feedback	87		K–8	Behavior—Social
	T9.12	Question Challenge	88		K–8	





T10: What can I do about the students who have difficulty taking notes during my instruction? 90

<i>Prep Time</i>	<i>Number</i>	<i>Technique</i>	<i>Page</i>	<i>Forms on CD?</i>	<i>Grade Levels</i>	<i>Intervention Type</i>
	T10.1	Buddy Notes	90		4–8	Academic—All
	T10.2	Four-Fold	90		4–8	
	T10.3	Index Cards	91		4–8	
	T10.4	Slotted Outline	92		3–8	
	T10.5	LITES	92		4–8	
	T10.6	Note Checks	93		4–8	
	T10.7	Cooperative Notes	94		4–8	
	T10.8	Graphic Organizers (Partial)	95		K–8	

T11: What can I do about the students who have a difficult time determining the critical information from my instruction? . . . 96







<i>Prep Time</i>	<i>Number</i>	<i>Technique</i>	<i>Page</i>	<i>Forms on CD?</i>	<i>Grade Levels</i>	<i>Intervention Type</i>
	T11.1	Defend Your Position	96		3–8	Academic—All
	T11.2	Five-Minute Reviews	97		3–8	
	T11.3	Advance Organizers	97		3–8	
	T11.4	Think and Write Questions	98		4–8	
	T11.5	Presentation Cues	99		4–8	

T12: What can I do about the students who do not respond to my questions? 100





<i>Prep Time</i>	<i>Number</i>	<i>Technique</i>	<i>Page</i>	<i>Forms on CD?</i>	<i>Grade Levels</i>	<i>Intervention Type</i>
	T12.1	Ask, Pause, Call	100		K–8	Academic—All
	T12.2	Restate	101		K–8	
	T12.3	Pass for Now	101		K–8	
	T12.4	Consult	101		3–8	
	T12.5	All Together	102		K–8	
	T12.6	No Surprises	102		3–8	
	T12.7	Answer, Pair, Spotlight	103		K–8	
	T12.8	Clarification	103		K–8	Behavior—Social
	T12.9	Draw-a-Name	104		K–8	Academic—All
	T12.10	Counting Responses	104		K–8	Behavior—Motivation

Guided Practice Activities 105




















G1: What can I do about the students who do not begin or complete practice/seatwork activities? 106

<i>Prep Time</i>	<i>Number</i>	<i>Technique</i>	<i>Page</i>	<i>Forms on CD?</i>	<i>Grade Levels</i>	<i>Intervention Type</i>
	G1.1	Effective Praise/Acknowledgment	106		K–8	Behavior—Social
	G1.2	Think Out Loud	107		K–8	Academic—All
	G1.3	Rationale Statements	107		K–8	
	G1.4	Alternating Buddies	108		3–8	
	G1.5	Strategic Skills	108		3–8	Behavior—Motivation
	G1.6	Beat the Clock	108		K–8	
	G1.7	Assignment Questions	109		4–8	Academic—All
	G1.8	Star Stickers	109		K–6	Academic—All Behavior—Motivation
	G1.9	Cut-Up	110		K–6	
	G1.10	Colored Pencils	110		3–8	
	G1.11	Split the Assignment	111		3–8	Behavior—Motivation
	G1.12	Change the Channel	111		K–8	Academic—All
	G1.13	Slice Back	112		K–8	
	G1.14	Behavior Bingo	112		K–8	Behavior—Motivation
	G1.15	Design Your Own Assignment	113		4–8	Academic—All
	G1.16	Assignment Aims	113		3–8	Behavior—Motivation
	G1.17	Completion Dots	114		K–8	
	G1.18	Ask for Help	114		K–8	Behavior—Social
	G1.19	Start/Stop Time	115		K–8	Behavior—Motivation
	G1.20	Monitoring Seatwork	116		K–8	




G2: What can I do about the students who make careless errors when completing practice/seatwork activities? 118

<i>Prep Time</i>	<i>Number</i>	<i>Technique</i>	<i>Page</i>	<i>Forms on CD?</i>	<i>Grade Levels</i>	<i>Intervention Type</i>
	G2.1	Color Coding	118		K–8	Academic—Reading
	G2.2	Oral Reading Points	118		K–8	
	G2.3	Stop and Switch	119		3–8	Academic—Reading, Math
	G2.4	Self-Check and Count	120		3–8	Academic, Behavior—Motivation
	G2.5	Magic Pens	121		K–8	






G3: What can I do about the students who do not comprehend and/or respond to written material during practice/seatwork activities? 122

<i>Prep Time</i>	<i>Number</i>	<i>Technique</i>	<i>Page</i>	<i>Forms on CD?</i>	<i>Grade Levels</i>	<i>Intervention Type</i>
	G3.1	Change the Channel	122		K–8	Academic—All
	G3.2	Page Numbers	123		3–8	
	G3.3	Questions First	123		3–8	
	G3.4	Question/Instruction Repeat	123		K–8	
	G3.5	Listen, Write, Listen, Say	124		3–8	
	G3.6	Key Words	124		3–8	Academic—All
	G3.7	I Am Ready to Find Out	126		4–8	
	G3.8	What Is the Main Idea?	126		K–8	
	G3.9	Mark and Say Main Idea	127		4–8	
	G3.10	Answer Experts	127		4–8	
	G3.11	Add It Up	128		3–8	Academic—ELA
	G3.12	Step-by-Step	128		3–8	Academic—All
	G3.13	Overlapping Circles	129		3–8	
	G3.14	Cause/Effect	129		3–8	
	G3.15	Star Book Report	130		3–8	
	G3.16	Herringbone	130		3–8	
	G3.17	Comprehension Wheels	131		3–8	
	G3.18	Story Charts	132		3–8	
	G3.19	Know/Do Not Know	132		3–8	
	G3.20	Comprehension Outlines	133		K–8	
	G3.21	Practice Sheets/Cards	133		K–8	
	G3.22	Stop and Think	135		4–8	
	G3.23	Students Ask Questions	135		4–8	
	G3.24	Study Guides (Prompts)	136		4–8	
	G3.25	Graphic Organizers	137		3–8	
	G3.26	SR.I.SRV (Scanning)	138		4–8	
	G3.27	SQ3R Worksheets	139		4–8	

G4: What can I do about the students who do not work cooperatively, or rely on others to do the practice/ seatwork activities? 140






<i>Prep Time</i>	<i>Number</i>	<i>Technique</i>	<i>Page</i>	<i>Forms on CD?</i>	<i>Grade Levels</i>	<i>Intervention Type</i>
	G4.1	Cooperation Keys	140		K-8	Behavior—Social Development
	G4.2	Partner Board	140		K-6	Behavior—Social
	G4.3	Step Out	141		K-8	Behavior—Social, Motivation
	G4.4	Team Skills	141		3-8	Behavior—Social Development
	G4.5	Role Cards	142		K-8	Academic—All; Behavior—Social
	G4.6	Reflection Cards	144		3-8	Behavior—Social
	G4.7	Assignment Co-Op	144		3-8	Academic—All Behavior—Social
	G4.8	Processing	145		K-8	Behavior—Social
	G4.9	Classwide Peer Tutoring	146		K-8	Academic—All Behavior—Social
	G4.10	Team-Building Exercises	148		K-8	Behavior—Social Development

G5: What can I do about the students who do not contribute to class discussions during practice activities? 150

<i>Prep Time</i>	<i>Number</i>	<i>Technique</i>	<i>Page</i>	<i>Forms on CD?</i>	<i>Grade Levels</i>	<i>Intervention Type</i>
	G5.1	Huddle	150		3-8	Academic, Behavior
	G5.2	Write and Speak	150		4-8	Academic—All
	G5.3	Signals	151		K-8	
	G5.4	Contribution Points	151		K-8	Academic; Behavior—Motivation
	G5.5	Contribution Chips	151		K-8	
	G5.6	Pens in the Jar	152		K-8	
	G5.7	Corners	152		K-8	Academic—All
	G5.8	Graffiti Papers	153		3-8	
	G5.9	Inside/Outside Circle	153		3-8	
	G5.10	Making a Contribution	154		3-8	Academic; Behavior
	G5.11	Pair Interviews	154		3-8	Academic
	G5.12	Contribution Aims	155		K-8	Behavior—Motivation
	G5.13	S.M.A.R.T.S. Review	156		4-8	Academic

Independent Practice Activities 157

I1: What can I do about the students who do not organize or manage assignments, materials, and/or time? 158

<i>Prep Time</i>	<i>Number</i>	<i>Technique</i>	<i>Page</i>	<i>Forms on CD?</i>	<i>Grade Levels</i>	<i>Intervention Type</i>
	I1.1	Assignment Buddies	158		3–8	Academic; Behavior—Motivation
	I1.2	Think Out Loud	158		K–8	Academic—All
	I1.3	Mystery Motivators	159		K–8	Behavior—Motivation
	I1.4	Am I Working?	159		K–8	
	I1.5	Make the GRADE	160		3–8	Academic—All; Behavior—Motivation
	I1.6	Assignment Initials	160		3–8	Behavior—Motivation
	I1.7	Assignment Banking	161		3–8	
	I1.8	Organization Cards	162		4–8	
	I1.9	Assignment Log	162		4–8	
	I1.10	Time Management Charts	163		4–8	Behavior—Social, Motivation
	I1.11	Self-Management	163		K–8	Behavior—Motivation
	I1.12	Parent Partners	164		K–8	
	I1.13	Assignment Notebooks	165		4–8	

Icons



= Little preparation time














= Reproducible Form on CD











= More preparation (time and/or materials)




I2: What can I do about the students who do not complete or submit assignments? 166

<i>Prep Time</i>	<i>Number</i>	<i>Technique</i>	<i>Page</i>	<i>Forms on CD?</i>	<i>Grade Levels</i>	<i>Intervention Type</i>
	I2.1	Daily Checkout	166		3–8	Behavior—Motivation
	I2.2	Stop/Go Folders	167		K–8	
	I2.3	Home/School Talk	167		K–8	
	I2.4	Home/School Folders	168		K–8	
	I2.5	Homework Tracking Charts	168		3–8	
	I2.6	Hit the Homework Target	169		3–8	
	I2.7	Homework Teams	170		3–8	
	I2.8	Self-Graphing Charts	172		3–8	
	I2.9	Assignment Contracts	172		4–8	
	I2.10	Fill in the Dots	173		K–6	
	I2.11	Assignment Champion Notebook	173		3–8	
	I2.12	How Do I Rate?	174		K–8	




I3: What can I do about the students who do not understand the independent assignment? 176

<i>Prep Time</i>	<i>Number</i>	<i>Technique</i>	<i>Page</i>	<i>Forms on CD?</i>	<i>Grade Levels</i>	<i>Intervention Type</i>
	I3.1	I Am Working/I Need Help Sign	176		K–6	Behavior—Motivation
	I3.2	Ask Three Before Me	177		K–8	Behavior—Social
	I3.3	The Fooler Game	177		K–8	Behavior—Motivation
	I3.4	Emphasize Instructions	178		3–8	
	I3.5	Highlight Key Words	179		4–8	Academic—All
	I3.6	Key Words Mean	179		4–8	
	I3.7	Getting the Help I Need	181		K–8	Behavior—Social
	I3.8	Map the Instructions	181		4–8	Academic—All
	I3.9	Instruction Cards	182		4–8	
	I3.10	Group Roles	182		4–8	Behavior—Social
	I3.11	Independent Work Buddies	183		4–8	Behavior—Motivation

14: What can I do about the students who do not check work for accuracy and/or completeness? 184





<i>Prep Time</i>	<i>Number</i>	<i>Technique</i>	<i>Page</i>	<i>Forms on CD?</i>	<i>Grade Levels</i>	<i>Intervention Type</i>	
	14.1	Checking Station	184		3–8	Academic—All	
	14.2	Write the Steps	184		3–8		
	14.3	Checking and Completing	185		3–8		
	14.4	Proofing Skills	185		3–8		
	14.5	Count Corrects and Errors	187		3–8		
	14.6	Accuracy Aims	188		3–8		
	14.7	Challenge the Time	188		K–8		
	14.8	Check-Off List	188		4–8		Behavior—Motivation
	14.9	Partners Plus	189		3–8		Academic—All

15: What can I do about the students who do not know how to prepare for and/or study for a test? 190




<i>Prep Time</i>	<i>Number</i>	<i>Technique</i>	<i>Page</i>	<i>Forms on CD?</i>	<i>Grade Levels</i>	<i>Intervention Type</i>
	15.1	Test Study Sheet	190		4–8	Academic—All
	15.2	TERM	191		4–8	
	15.3	Study Scheduling	191		3–8	
	15.4	Review Guides	192		3–8	
	15.5	Study Checklists	193		3–8	
	15.6	Active Reading	194		3–8	
	15.7	PREPARE	194		4–8	
	15.8	Write About	195		3–8	
	15.9	Information Coding	195		4–8	
	15.10	Map It Out	196		3–8	
	15.11	Practice Sheets	197		3–8	

Final Measurement 199





F1: What can I do about the students who do not perform well with traditional test formats? 200

<i>Prep Time</i>	<i>Number</i>	<i>Technique</i>	<i>Page</i>	<i>Forms on CD?</i>	<i>Grade Levels</i>	<i>Intervention Type</i>
	F1.1	70/30 Splits	200		K–8	Academic—All
	F1.2	Word Probes	202		K–6	
	F1.3	Oral Passage Probes	204		3–8	
	F1.4	Comprehension Probes	206		3–8	
	F1.5	Written Expression Probes	207		4–8	
	F1.6	Math Probes	208		3–8	
	F1.7	Social Skills Probes	210		K–8	
	F1.8	Content Area/Functional Skills Probes	212		K–8	




F2: What can I do about the students who do not use strategies for taking a test? 214

<i>Prep Time</i>	<i>Number</i>	<i>Technique</i>	<i>Page</i>	<i>Forms on CD?</i>	<i>Grade Levels</i>	<i>Intervention Type</i>
	F2.1	Confidence Building	214		3–8	Academic—All
	F2.2	Test-Taking Awareness	215		3–8	
	F2.3	Knowing the Question	215		3–8	
	F2.4	Post-Test Checklist	217		4–8	
	F2.5	Math Problem Solving	217		3–8	Academic—Math
F2.6	RIDGES	218		4–8		
	F2.7	PIRATES	219		4–8	Academic—All

F3: What can I do about the students who do not monitor work performance? 220

<i>Prep Time</i>	<i>Number</i>	<i>Technique</i>	<i>Page</i>	<i>Forms on CD?</i>	<i>Grade Levels</i>	<i>Intervention Type</i>
	F3.1	Performance Tracking Sheets	220		3–8	Academic—All
	F3.2	Performance Conference	221		3–8	
	F3.3	Performance Checkouts	221		3–8	
	F3.4	Performance Journal	222		4–8	
	F3.5	Charting	222		3–8	
	F3.6	Goal Setting	223		3–8	
	F3.7	Performance Choices	224		4–8	

F4: What can I do about the students who do not respond to traditional grading procedures? 226

<i>Prep Time</i>	<i>Number</i>	<i>Technique</i>	<i>Page</i>	<i>Forms on CD?</i>	<i>Grade Levels</i>	<i>Intervention Type</i>
	F4.1	Formative Assessment	226		K–8	Academic—All
	F4.2	Coded Grading	227		3–8	
	F4.3	Asterisk Grading	227		K–8	
	F4.4	A/B/C/Not Yet	228		4–8	
	F4.5	Double Grading	228		3–8	
	F4.6	Challenge Grading	229		4–8	
	F4.7	Contract Grading	230		4–8	

Quick Reference Guide 231

References 238